



# SunPorch and ShadePorch Models and Prices 2011

## General Information:

Both sunrooms are sold as a complete ready-to-assemble kit in standard 3' modular increments. The units are a three sided lean-to structure, designed to attach to your house which serves as the fourth wall. You will need to provide a site built finished floor of your choice. They both require a properly leveled and structurally sound base mounting surface.

## Each SunPorch & ShadePorch Kit includes the following:

- Easy-Slide floor to ceiling windows.
- BetterVue® high visibility fixed insect screens permanently mounted to the exterior.
- Storm style door hinged right or left and mounted in the position of your choice on site.
- Heavy-Duty Aluminum Framing in choice of bronze or white baked enamel finish.
- Stainless Steel fasteners with decorative snap covers.
- Hex head & square drive screws with nut setters.
- The SunPorch has insulated Twin Wall Polycarbonate light emitting roof.
- The ShadePorch has an ENERGY STAR® super insulated R11 rated 3" foam core roof with a 6" roof overhang on all three sides for added protection.
- Duraplex® Hi-Impact Wall Glazing.
- Trapezoid glazed windows to match roof pitch.
- Roof vents (screened) one per bay. SunPorch only.
- Detailed step-by-step assembly guide.

## About Pricing

There are three ways to fit your mounting site. Each has its own associated cost considerations.

1. Choose A Standard Size: First, try to use a standard size to fit your site. This is the most cost effective choice.
2. Modify Your Site: Second, try to modify your existing mounting surface to fit a standard size using on site conventional building materials.
3. Custom Factory Modifications: This is the most costly option. If a standard size will not work for your site, we offer custom modifications.

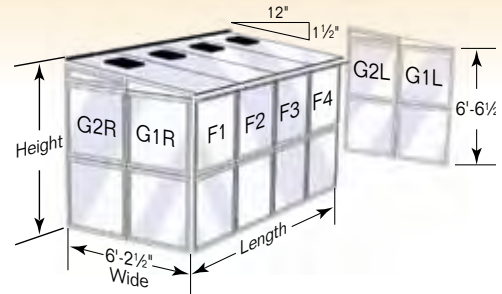
## Shipping & Handling

Shipping & Handling costs include "White Glove" Delivery with your order. That means when your new sunroom arrives, the driver (with your help) will off-load the boxes from the truck and place them in your garage. Prices shown on next page are for mainland Continental USA delivery. Special handling fees for other areas may apply. Please contact customer service.

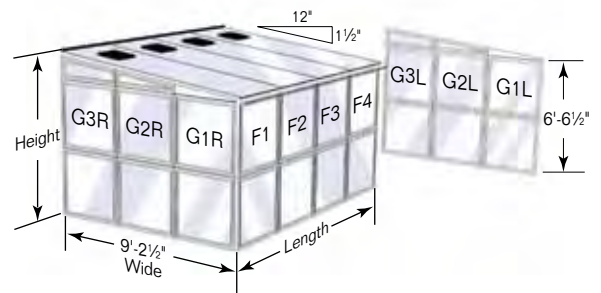
### SPECIAL NOTE FOR CANADIAN ORDERS:

- Yes! We frequently ship to Canada. Prices shown in US Dollars
- There is a 5% GST Canadian tax
  - There is a \$125 customs brokerage fee
  - Please contact customer service for Canadian delivery.

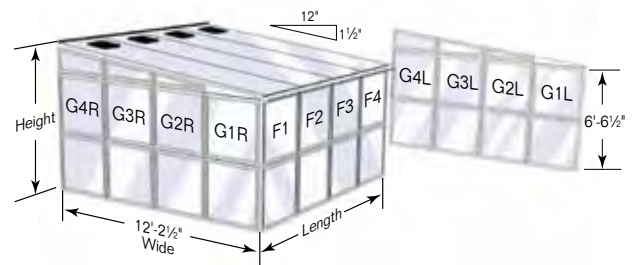
**Series 06** SunPorch Height 7'-6"  
Width 6'-2½" ShadePorch Height 7'-6¾"



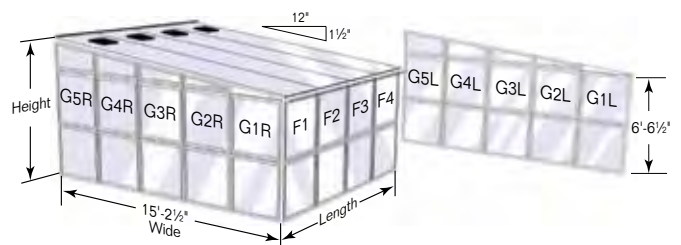
**Series 09** SunPorch Height 7'-10½"  
Width 9'-2½" ShadePorch Height 7'-11¼"



**Series 12** SunPorch Height 8'-3"  
Width 12'-2½" ShadePorch Height 8'-3¾"



**Series 15** SunPorch Height 8'-7½"  
Width 15'-2½" ShadePorch Height 8'-8¼"



**2** Get a **FREE** Price Quote & Diagram in just... **Minutes!**  
[www.sunporch.com/price](http://www.sunporch.com/price)

Have questions...need ordering assistance?  
 Call Toll Free: 800-221-2550



SUNPORCH SERIES 06 LENGTH			
MODEL	LENGTH	FRONT BAYS	PRICE (\$)
0606	6'-1½"	2	\$5,170
0609	9'-1½"	3	\$6,325
0612	12'-1½"	4	\$7,480
0615	15'-1½"	5	\$8,635
0618	18'-1½"	6	\$9,790
0621	21'-1½"	7	\$10,945
0624	24'-1½"	8	\$12,100
Added 3'			\$1,155

SHADEPORCH SERIES 06 LENGTH*			
MODEL	LENGTH	FRONT BAYS	PRICE (\$)
0606	6'-1½"	2	\$5,740
0609	9'-1½"	3	\$7,020
0612	12'-1½"	4	\$8,300
0615	15'-1½"	5	\$9,580
0618	18'-1½"	6	\$10,860
0621	21'-1½"	7	\$12,140
0624	24'-1½"	8	\$13,420
Added 3'			\$1,280

SHIPPING/HANDLING		
MODEL	EST. SHIP WEIGHT	PRICE
0606	420	\$595
0609	500	\$645
0612	580	\$695
0615	660	\$745
0618	740	\$795
0621	820	\$845
0624	900	\$895
Added 3'	80	\$50

SUNPORCH SERIES 09 LENGTH			
MODEL	LENGTH	FRONT BAYS	PRICE (\$)
0906	6'-1½"	2	\$6,720
0909	9'-1½"	3	\$7,990
0912	12'-1½"	4	\$9,260
0915	15'-1½"	5	\$10,530
0918	18'-1½"	6	\$11,800
0921	21'-1½"	7	\$13,070
0924	24'-1½"	8	\$14,340
Added 3'			\$1,270

SHADEPORCH SERIES 09 LENGTH*			
MODEL	LENGTH	FRONT BAYS	PRICE (\$)
0906	6'-1½"	2	\$7,455
0909	9'-1½"	3	\$8,865
0912	12'-1½"	4	\$10,275
0915	15'-1½"	5	\$11,685
0918	18'-1½"	6	\$13,095
0921	21'-1½"	7	\$14,505
0924	24'-1½"	8	\$15,915
Added 3'			\$1,410

SHIPPING/HANDLING		
MODEL	EST. SHIP WEIGHT	PRICE
0906	510	\$645
0909	610	\$695
0912	710	\$745
0915	810	\$795
0918	910	\$845
0921	1010	\$895
0924	1110	\$945
Added 3'	100	\$50

SUNPORCH SERIES 12 LENGTH			
MODEL	LENGTH	FRONT BAYS	PRICE (\$)
1206	6'-1½"	2	\$8,175
1209	9'-1½"	3	\$9,640
1212	12'-1½"	4	\$11,105
1215	15'-1½"	5	\$12,570
1218	18'-1½"	6	\$14,035
1221	21'-1½"	7	\$15,500
1224	24'-1½"	8	\$16,965
Added 3'			\$1,465

SHADEPORCH SERIES 12 LENGTH*			
MODEL	LENGTH	FRONT BAYS	PRICE (\$)
1206	6'-1½"	2	\$9,075
1209	9'-1½"	3	\$10,700
1212	12'-1½"	4	\$12,325
1215	15'-1½"	5	\$13,950
1218	18'-1½"	6	\$15,575
1221	21'-1½"	7	\$17,200
1224	24'-1½"	8	\$18,825
Added 3'			\$1,625

SHIPPING/HANDLING		
MODEL	EST. SHIP WEIGHT	PRICE
1206	610	\$695
1209	725	\$745
1212	840	\$795
1215	955	\$845
1218	1070	\$895
1221	1185	\$945
1224	1300	\$995
Added 3'	115	\$50

SUNPORCH SERIES 15 LENGTH			
MODEL	LENGTH	FRONT BAYS	PRICE (\$)
1506	6'-1½"	2	\$10,260
1509	9'-1½"	3	\$12,060
1512	12'-1½"	4	\$13,860
1515	15'-1½"	5	\$15,660
1518	18'-1½"	6	\$17,460
1521	21'-1½"	7	\$19,260
1524	24'-1½"	8	\$21,060
Added 3'			\$1,800

SHADEPORCH SERIES 15 LENGTH*			
MODEL	LENGTH	FRONT BAYS	PRICE (\$)
1506	6'-1½"	2	\$11,390
1509	9'-1½"	3	\$13,390
1512	12'-1½"	4	\$15,390
1515	15'-1½"	5	\$17,390
1518	18'-1½"	6	\$19,390
1521	21'-1½"	7	\$21,390
1524	24'-1½"	8	\$23,390
Added 3'			\$2,000

SHIPPING/HANDLING		
MODEL	EST. SHIP WEIGHT	PRICE
1506	850	\$745
1509	985	\$795
1512	1120	\$845
1515	1255	\$895
1518	1390	\$945
1521	1525	\$995
1524	1660	\$1045
Added 3'	135	\$50

\*Add approximately 1' length to allow for ShadePorch overhang.

# Special Situations: Size Reductions and Modifications

For exact pricing go to: [www.sunporch.com/price](http://www.sunporch.com/price)

## Customizing a standard size to fit your site.

There are three ways to fit your mounting site. Each has its own associated cost considerations.

### 1 Choose A Standard Size:

First, try to use a standard size to fit your site. This is the most cost effective choice. Standard size widths & lengths are shown in the Planning Guide pages 5-11.

### 2 Modify Your Site:

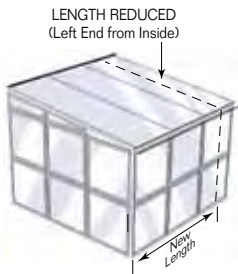
Second, try to modify your existing mounting surface to fit a standard size using on site building materials.

### 3 Custom Factory Modifications:

This is the most costly option, but if a standard size will not work for your site we do offer custom modifications.

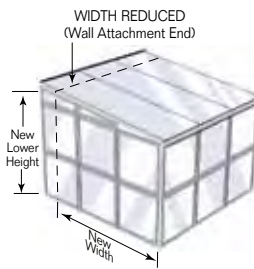
Please note all modifications are done at the factory and it is not possible to modify the SunPorch or ShadePorch during assembly. Modification costs are in addition to the prices on page 3.

#### Length Reduced



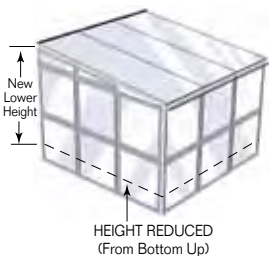
- Length is reduced from the front wall bay on the left end.
- Modified bays from 12" will have easy-slide windows.
- Modified bays from 6-12" will have fixed windows.
- Modified bays must be at least 6" in width.
- The door cannot be located in a modified bay.

#### Width Reduced



- Width is reduced from wall bays and roof panels nearest to your home.
- The height at the top ridge is decreased 1/8" for each 1 inch of reduction.
- Modified bays from 12" will have easy-slide windows.
- Modified bays from 6-12" will have fixed windows.
- Modified bays must be at least 6" in width.
- The door cannot be located in a modified bay.

#### Height Reduced



- Height is reduced from the bottom.
- The bottom sash will be reduced.
- Height can be reduced by 1-1/2" on site if needed.
- The top ridge and front wall heights are reduced accordingly.
- The roof pitch is fixed and cannot be changed.
- The door must be relocated to an endwall.
- The maximum height reduction for an endwall door is:
  - 4-1/2" if located in the G2 or G3 bays,
  - 8-3/4" if located in the G4 bay,
  - 13-1/4" if located in the G5 bay.
- There is a credit for a height reduction of exactly 38".

#### Height Increased



- Height can also be increased with site built kneewall (see planning guide).
- For height increase less than 6" use conventional building materials.
- The factory height increase is a 6" minimum and 38" maximum.
- The height is increased using a fixed panel above the easy-slide windows.
- The top ridge and front wall heights are increased accordingly.
- Door locations are not affected.
- The roof pitch is fixed and cannot change.



# Options/Accessories

**2** Get a **FREE** Price Quote & Diagram in just... **Minutes!**  
[www.sunporch.com/price](http://www.sunporch.com/price)

## Doors

Every SunPorch includes 1 Door.

An **extra** door price includes a credit for the windows it replaces.

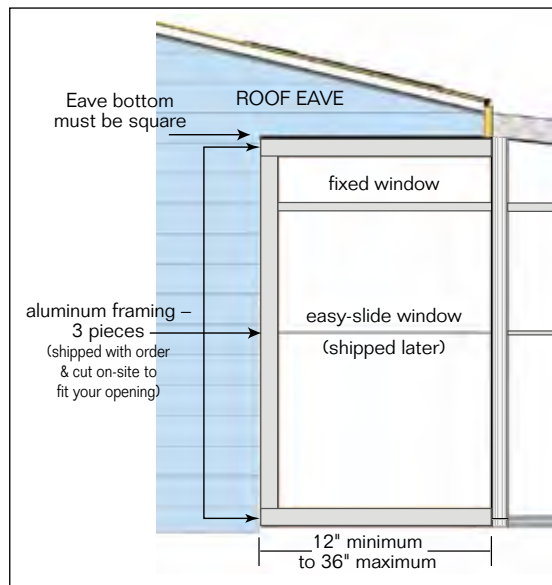
- Extra Door (placed with order) ..... \$250
- Extra Door (ordered later)\* ..... \$500  
 (\*Requires shipping/handling by truck)
- Door in Kneewall: (Up to 6") ..... \$200  
 (aluminum transom)
- Door in Kneewall: (7"- 36") ..... \$250  
 (panel shipped UPS later)

## Under Eave Kits — End Wall

The Under Eave End Wall Kit has fixed or removable windows with screens & is used to fill the area on the endwall below the eave overhang. (for less than 12", fill with conventional materials). Each kit includes (1) vertical tube & (1) horizontal tube, (1) base channel, brackets & fasteners that is shipped with your Sunroom and cut on-site to the exact size. Please note the bottom of the eave must be square.

**Choose from one of 3 options for widths from 13"-35":**

- Fixed windows 13"-35"  
 (custom & shipped UPS later) ..... \$400 per end
- Easy-Slide with screens  
 (exactly 36" shipped with order).. \$500 per end
- Easy-Slide with screens 13"-35"  
 (custom & shipped truck later) .... \$600 per end



## Endwall Omissions & Credits

Model	Right End Credit	Left End Credit	Both End Credit
Series 06	(\$625)	(\$625)	(\$1,250)
Series 09	(\$950)	(\$950)	(\$1,900)
Series 12	(\$1,300)	(\$1,300)	(\$2,600)
Series 15	(\$1,700)	(\$1,700)	(\$3,400)

*Deduct credit per end from price.  
 Note: for partial endwall omission please price online.*


### Right Endwall Omission



### Left Endwall Omission



### Both End Walls Omitted



## Under Eave Kits — Front Wall

The Under Eave Front Wall Kit has fixed or removable windows with screens & is used to fill the area in the front wall below the eave overhang (for less than 12", fill with conventional materials). Using the kit requires an endwall omission. Each kit includes (2) vertical tubes & (1) horizontal tube, (1) base channel, brackets & fasteners that is shipped with your SunPorch and cut on-site to the exact size. Please note the bottom of the eave must be square.

**Choose from one of 3 options for widths from 6"-36":**

- Fixed windows 6"-12" (custom & shipped UPS later)..... \$550 per end
  - Easy-Slide with screens (must be exactly 36")..... \$600 per end
  - Easy-Slide with screens 13"-35" (custom & shipped truck later) .... \$650 per end
- Windows/screens/shades must be ordered by FAX (shipped 7 days after they are ordered).

## Utility Panels

Price includes fixed utility panel and removable sash with screen above or below. Panel with Order (replaces upper or lower Easy-Slide)..... (no charge). Panel Ordered Later (shipped UPS later) ..... \$250.

# FREE Factory Storage for up to 3 Months! Take Delivery When You're Ready!



If you're not quite ready to take delivery we'll Pack & Store your new SunPorch right here at our factory in Louisville, KY... FREE of charge!

- If you want to purchase now but aren't quite ready to take delivery... no problem!
- After your order is finalized & paid in full, we'll Pack & Store your new sunroom here at the factory, for up to 3 months...FREE of Charge!
- This lets you order & lock-in your special savings now... while scheduling delivery at a later date.
- You decide when you want to take delivery to fit your project schedule.
- Please keep in mind that delivery will take from one to two weeks from the time you call to give us the OK to ship your new SunPorch or ShadePorch.
- To sign up...just advise your SunPorch sales specialist when placing your order.



When you're ready to take delivery... just call our factory to schedule your shipment.

## FREE Factory Storage Saves You up to \$225!

Free Factory Storage is not only a convenience...that allows you to order now & take delivery later. It is also represents significant additional savings. With warehouse space averaging around \$75 per month... or more you'll SAVE up to an added \$225 with our FREE Factory storage program (Up to 90 days)!

Months	1 Month	2 Months	3 Months
Storage Charges	\$75	\$150	\$225
You Pay...	<b>FREE!</b>	<b>FREE!</b>	<b>FREE</b>

## White Glove Hand Delivery Right To Your Garage — When Your Ready!



We want to make receiving your SunPorch or ShadePorch as easy as possible. That's why we include "White Glove" delivery with every order. So, when the AIT Signature Server truck arrives, the driver will help you offload the boxes and place them in your garage.



# Ordering & Delivery Policies

## HOW TO ORDER

### 1) SUBMIT YOUR DEPOSIT:

Your order begins by placing a \$100 refundable deposit on your SunPorch. This \$100 deposit will lock-in and hold your quote and special pricing for up to 30 days from the promotion end date. During this time period, you should finish planning your project, and make any changes as needed to your SunPorch Order Confirmation. You can place your deposit by any of the following methods:

- 1) Call toll-free at 1-800-221-2550
- 2) Order online at SunPorch.com
- 3) Fax your order form to 1-203-454-0020
- 4) Mail your order form to:  
SUNPORCH STRUCTURES  
495 POST RD EAST  
WESTPORT, CT 06880

**PAYMENT TYPES ACCEPTED:** VISA, MasterCard, personal checks, bank checks, money orders & wire transfers. No COD's. For security reasons, credit card companies will not process large transactions unless notified in advance. To avoid delays, please call the phone number on the back of your credit card to pre-authorize the charge. **SALES TAX:** Please note there is no sales tax for orders shipped outside CT.

**2) PAYMENT TERMS:** Payment in full is required before manufacturing & shipment of your SunPorch or ShadePorch.

**3) REVIEW YOUR ORDER:** Once you submit your \$100 deposit, SunPorch will send your Order Confirmation documents. These documents detail the model and options you have chosen. Kindly review carefully as your SunPorch will be manufactured to these exact specifications. You can still make changes at this time.

**4) FINALIZE YOUR ORDER:** Upon receipt of your signed Order Confirmation documents and payment-in-full, your order is final. The documents and payment-in-full must be returned to us within 30 days of the promotion end date.

**5) SCHEDULING FOR MANUFACTURING:** Upon finalizing your order, your SunPorch or ShadePorch is scheduled for manufacturing. The factory will call you with a production date. Standard orders are manufactured in 5-7 business days, and custom orders within 10-15 business days. Please note this may vary by seasonality. At this time, you can choose to arrange for shipment or pack & store.

**6) SHIPMENT NOTICE:** After your SunPorch or ShadePorch has been packed, you will be contacted by AIT Worldwide Logistics with the shipment information and approximate delivery date.

**7) FREE PACK & STORE (180 DAYS):** If you are not ready for delivery, we can pack-and-store your SunPorch or ShadePorch for up to 90 days free of charge. Use this convenient option to plan your project schedule. After this period, storage charges will be incurred.

**SPECIAL NOTE REGARDING DEPOSITS:** Your deposit will lock-in any special pricing for 30 days from the promotion end date. After 30 days you must finalize your order or cancel (*See How To Order Step 4*). Unless otherwise arranged, your order will be cancelled & deposit refunded accordingly.

## SHIPPING & DELIVERY

**A) SHIPPING & HANDLING:** These costs cover packing, shipping & the handling fees associated with your order.

**B) YOUR ORDER IS SHIPPED:** When your leaves our factory via AIT Worldwide Logistics (AIT). AIT will email and call you within 24 hours of shipment. AIT also sends via EXPRESS MAIL a "Shipment Notice" to you. AIT or their agent will contact you to schedule a delivery appointment.

**C) PACKING & BOXES:** The average 9' x 12' SunPorch consists of 9-12 cartons, 50-135 lbs each. We take a full day to carefully pack your order in ISO Certified heavyweight custom boxes that are designed to sustain rough handling. Each box will have a label that will include your last name and box number (for example, "Box 1 of 12"). Please ensure all boxes are received and each box has your last name on it.

**D) DELIVERY APPOINTMENT:** AIT's local office will contact you to schedule a delivery appointment during normal business hours. Please note missed deliveries will incur a redelivery fee of \$35.

**E) DELIVERY ACCESS:** Your final delivery point must allow access of large freight trucks. It is your responsibility to advise AIT of any special or unique circumstances prior to your delivery.

**F) WHITE GLOVE SIGNATURE SERVICE (included):** AIT and SunPorch will provide you with White Glove Signature Service. The driver (with your assistance) will offload the boxes from the truck and move them to the inside of your garage or to the side of your residence. *Please be prepared to help.* The boxes can be easily handled by 2 people & weigh between 50 - 135 lbs. each.

**G) WHITE GLOVE PREMIER SERVICE (optional):** AIT offers White Glove Premier Service at optional extra cost. If you require a second assistant to help unload, need liftgate service, or have a special delivery requirements, please contact AIT to make arrangements.

## REFUND POLICIES

**1) IF YOU PLACED A \$100 DEPOSIT:** It is fully refundable within 30 days from the promotion end date. After 30 days you must finalize your order (*See How To Order Step 4*) or cancel. Unless otherwise arranged, your order will be cancelled & deposit refunded accordingly.

**2) PACK-AND-STORE:** 90 days from production date, there is a 50% restocking fee. After 90 days they are non-refundable. After 180 days, your order will be restocked & cancelled with no refund.

**3) IF YOUR SUNPORCH or SHADEPORCH WAS SHIPPED:** 30 days from ship date, you may return the boxes in the sealed original condition. Refunds are issued less 50% re-stocking fee, plus the shipping costs for both outbound and return. Opened box items may be returned provided they are in new condition & subject to inspection upon return. After 30 days from delivery, shipped orders are not returnable or refundable.

**4) ACCESSORIES:** 90 days from ship date, you may return the boxes in the sealed original condition. Refunds are issued less 15% restocking fee, plus the shipping costs for both outbound and return. Opened box items may be returned provided they are in new condition & subject to inspection upon return. After 90 days from delivery, accessories orders are not returnable or refundable.

**5) REPLACEMENT & WARRANTY PARTS:** These items are considered custom and all sales are final. Please note: If your order has any custom or modified parts it is considered non-refundable & final.

## WARRANTY

SunPorch Structures, Inc. warrants to the original purchaser that all materials sold by it will be free from defects in material and workmanship under normal use and service for a period of up to ten (10) years from date of shipment. All other parts and accessories not manufactured by SunPorch Structures, Inc., such as glazing materials for roof and walls, skylight shades, zebra blinds, hideaway screens, etc., carry their specific manufacturer's warranty. For a copy of the warranty please visit [www.sunporch.com/warranty](http://www.sunporch.com/warranty)

## SPECIAL NOTICE REGARDING PERMITS

It is the sole responsibility of the homeowner to confirm compliance with building code and permit requirements for your site. SunPorch shall have no responsibility in that regard. These code related issues should be discussed with your local building code official prior to taking delivery of your SunPorch.

Use of SunPorch engineering helps to expedite the building permit process. All building permits are issued at the discretion of the local building official. To obtain engineering documents, please contact our Engineering Department.



